

**MINUTES OF THE GENERAL MEETING
MEDICINE HAT POLICE COMMISSION
HELD ON THURSDAY, DECEMBER 13, 2007 AT 7:15 PM
AT THE POLICE SERVICE EXECUTIVE BOARDROOM**

PRESENT: Chairperson D. MacDonald
Vice Chair W. Stark
Alderman J. Thompson
Alderman J. White
Chief G. Earl
D/Chief A. McGrogan
Inspector M. Morton
Inspector G. Motz

ALSO: Ms. T. Henchel-Roth

ABSENT: Mr. L. Walsh

1. MINUTES OF NOVEMBER 08, 2007 MEETING

Mr. Stark, seconded by Alderman Thompson, moved the minutes be adopted as presented. CARRIED.

2. CHIEF'S REPORT

A) Trends & Statistics (including Bylaw Enforcement)

Alderman Thompson, seconded by Mr. Stark, moved that the Chief's Report be accepted. CARRIED.

3. NEW BUSINESS

A) Community Resource Unit

Sgt. Brandt shared a Power Point presentation highlighting the goals and objectives of the unit.

B) MHPS Regimental Parade

Chief Earl advised the Medicine Hat Police Service would be holding their annual Regimental Parade, Directional Inspection and Statement on January 16, 2008 at the Cypress Center starting at 7:30 PM.

C) Towing Contract/Issues

Chief Earl advised that he would follow up on e-mail received by several council members regarding performance issues with the Contract for Emergency Towing.

Action: Chief Earl will research and report at January Police Commission meeting.

D) Network Security Assessment Report

Inspector Motz advised a group of auditors conducted security checks on our computer and RMS system. The audit consisted of them attacking our system from the outside, with a goal of obtaining control of administration rights to our computer systems. A favourable report indicated that our firewall and security systems as managed by ICS could not be hacked. Recommendations were also made on how to further enhance security.

4. ACKNOWLEDGE AND THANKS TO DAN MACDONALD

On behalf of the Police Commission, Mr. Stark thanked Chair Macdonald for his extraordinary work and dedication as a member of the Medicine Hat Police Commission.

5. ADJOURNMENT

Chairperson MacDonald declared the meeting adjourned at 7:50 PM.

Medicine Hat Police Service




"Serving and Protecting Our Community With Pride"

December 3, 2007

GENERAL MEETING

*Chairperson and Members
Medicine Hat Police Commission*

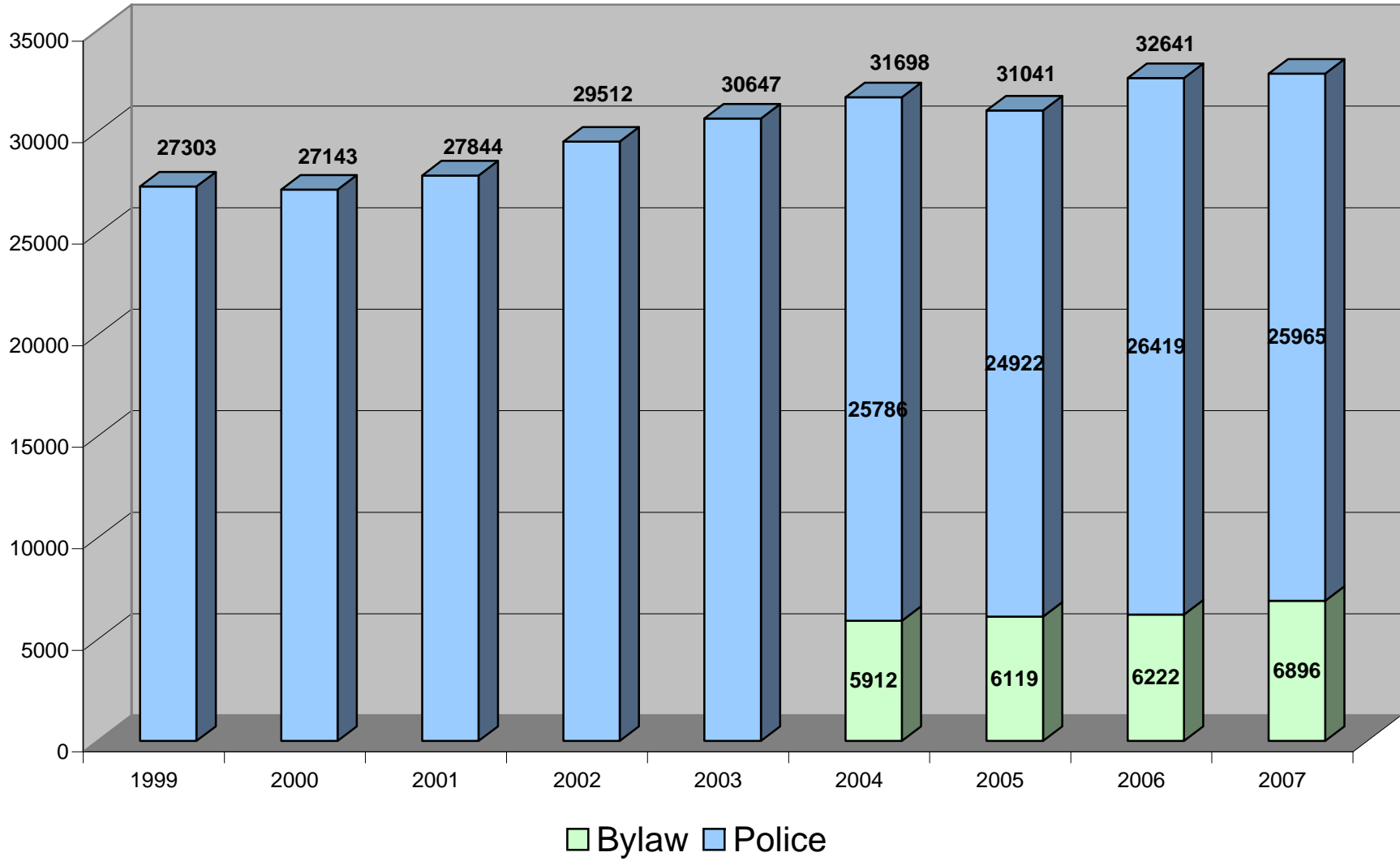
- 1. Trends and Statistics (Including Bylaw Enforcement)**
An overview of statistics will be provided.



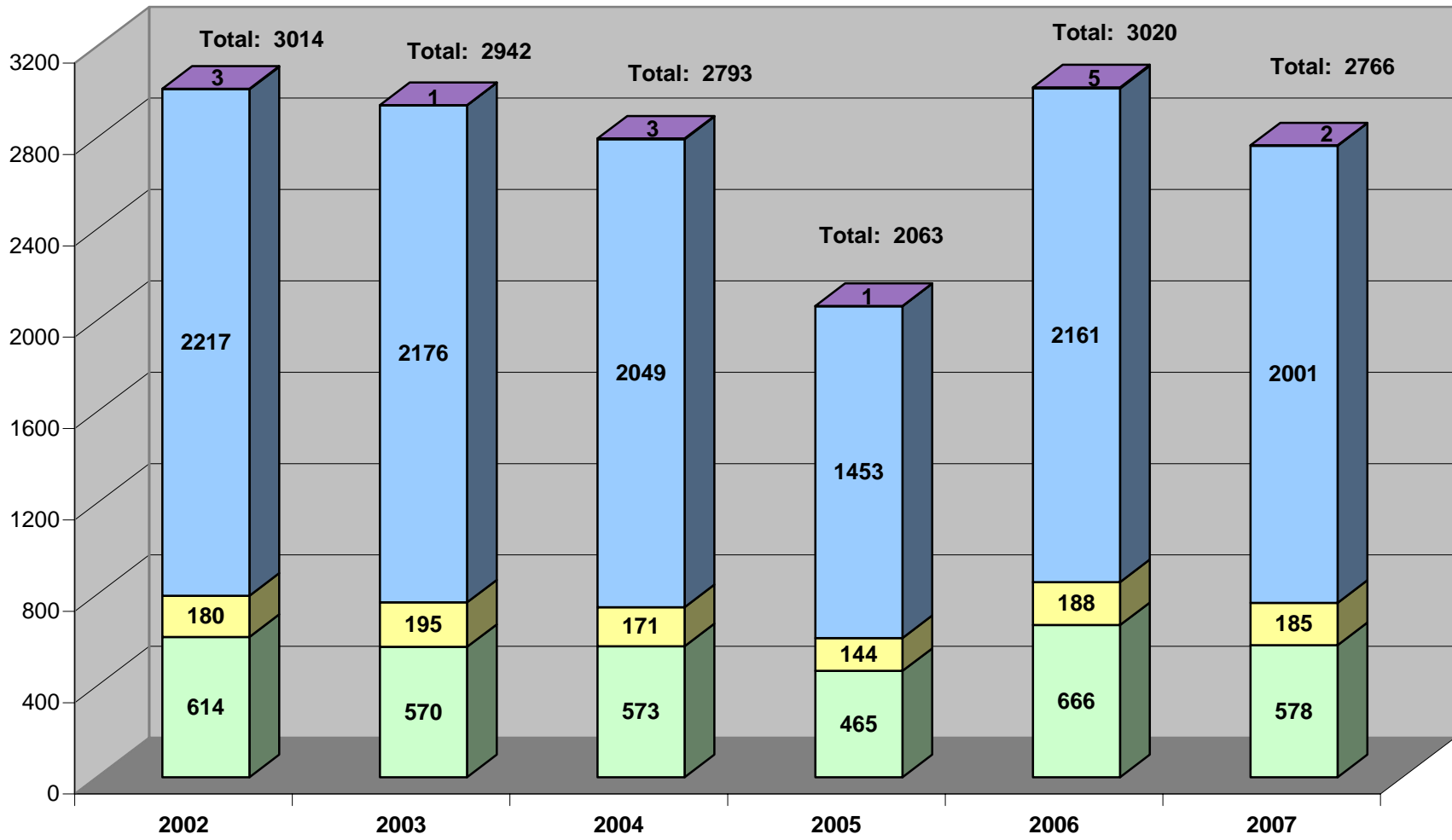
Gordon Earl
Chief of Police

Calls for Service

To 071130:
32861



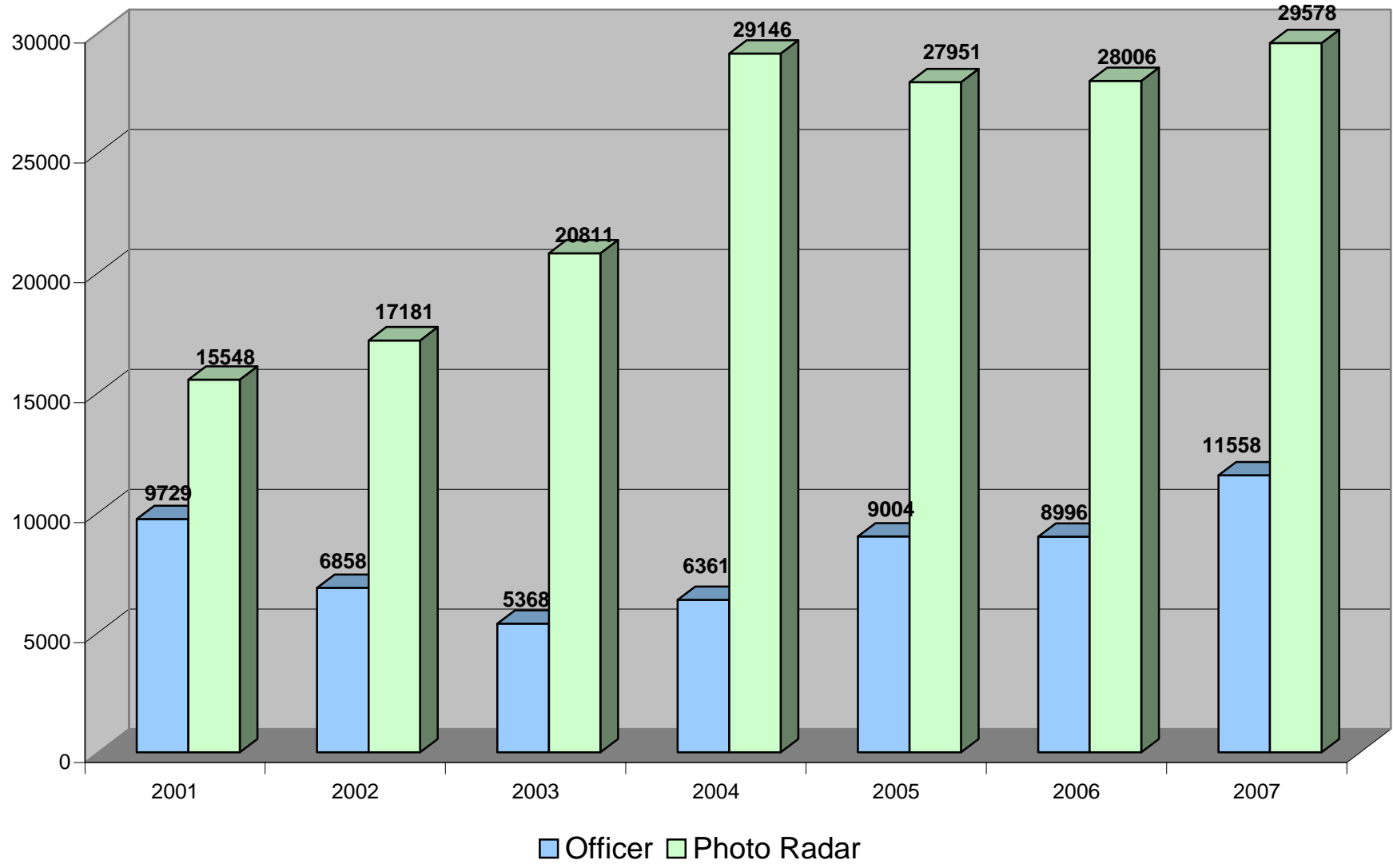
Traffic Accident Stats



■ Collisions - Hit & Run
 ■ Collisions - Injury
 ■ Collisions - No Injury
 ■ Collisions - Fatalities

Tickets Issued

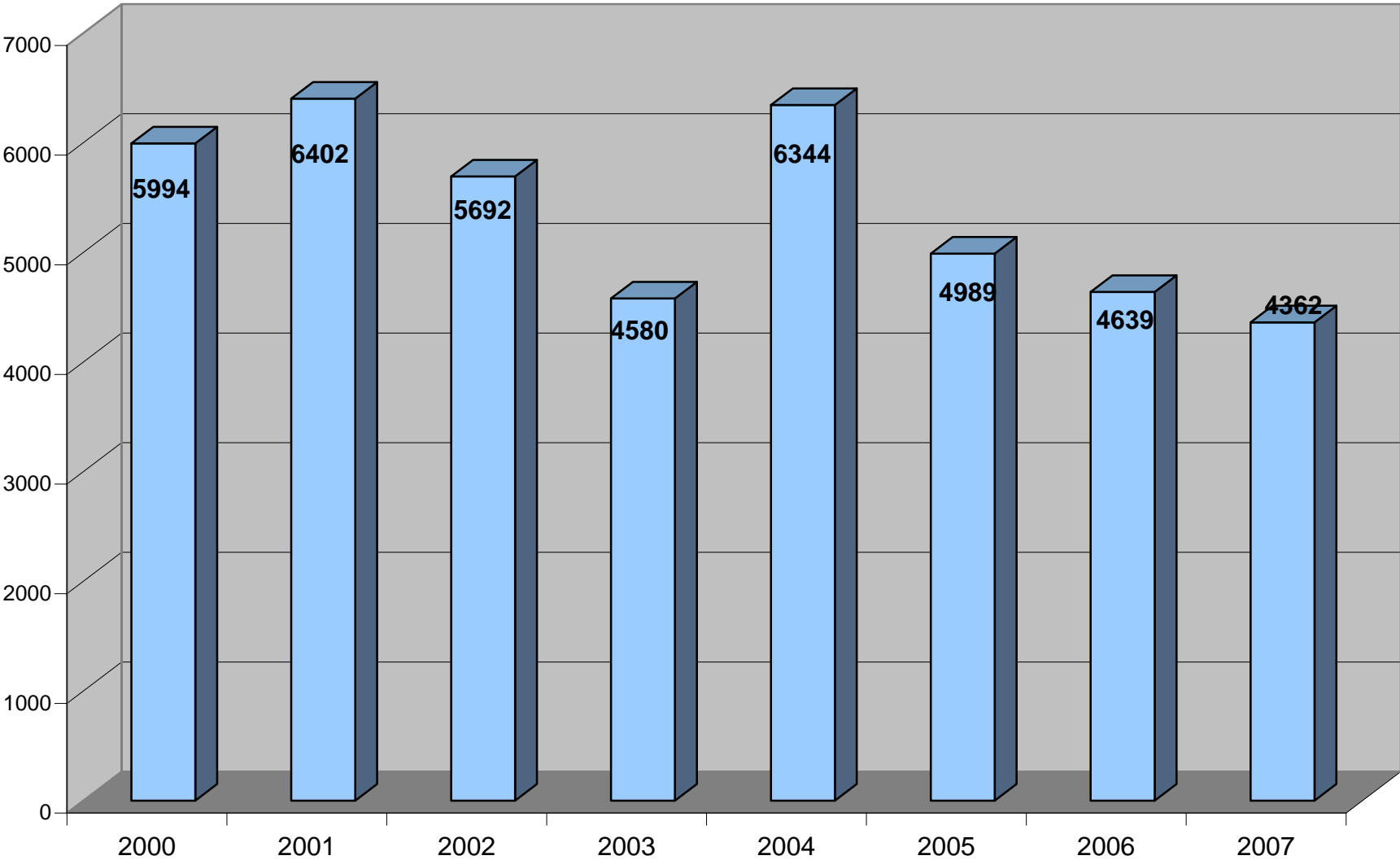
Total to: 071130



Municipal Bylaw & Enforcement Section Statistics 2007

	JAN	FEB	MAR	APR	MAY	JUN	JUL	AUG	SEP	OCT	NOV	DEC	TOTAL
Animal Control Complaints	112	94	172	140	112	204	174	179	154	188	126		1655
Warnings	34	39	77	78	84	107	104	114	109	105	72		923
Charges	12	14	17	11	11	21	15	24	16	23	22		186
Property Standards Complaints	48	146	111	64	104	155	175	205	112	65	44		1229
Warnings	41	122	101	51	82	131	146	105	82	33	21		915
Charges	0	5	10	4	1	2	4	24	18	18	12		98
Traffic Complaints	222	179	230	250	140	198	170	154	236	216	216		2211
Warnings	86	66	170	233	101	93	44	59	66	57	62		1037
Charges	643	431	596	416	384	532	487	429	367	518	494		5297
Noise Complaints	44	47	59	63	90	141	119	124	81	50	54		872
Warnings	33	25	33	39	76	83	49	71	42	30	32		513
Charges	0	3	4	1	3	13	4	7	9	3	0		47
Other Bylaw & Misc. Complaints	50	12	42	51	60	161	178	171	157	110	60		1052
Warnings	1	1	4	1	3	25	117	109	95	64	16		436
Charges	16	2	0	6	12	1	13	16	6	8	3		83
Total # of Complaints	476	478	614	568	506	859	816	833	740	629	500	0	7019
Officer Initiated Complaints	187	178	216	161	64	168	132	94	155	124	120		1599
Officer Initiated Complaint %	39.3	37.2	35.2	28.3	12.6	19.6	16.2	11.3	20.9	19.7	24.0	#DIV/0!	22.8
Bylaw Ed. & Enf. Program Calls	n/a	n/a	103	246	93	103	164	170	83	102	121		1185
Total # of Warnings	195	253	385	402	346	439	460	458	394	289	203	0	3824
Total # of Charges	671	455	627	438	411	569	523	500	416	570	531	0	5711
# of Prisoners	134	163	199	224	225	201	242	226	242	244	208		2308
Hours of Prisoner Security	366	498	536	447	499	389	549	552	523	576	505		5440
Average Prisoner Hours Per Day	11.8	17.8	17.3	14.9	16.1	13	17.7	17.8	17.4	18.6	16.8		16.3
Documents Serves/Attempts	638	603	500	599	357	562	283	539	339	575	852		5847
Dog Licenses Sold	440	431	532	475	632	660	544	447	351	403	352		5267
Cat Licenses Sold	82	73	100	208	191	167	122	127	101	146	110		1427

Contracted Parking Enforcement Stats



Prisoner Security Hours

