

**MINUTES OF THE GENERAL MEETING
MEDICINE HAT POLICE COMMISSION
HELD ON THURSDAY, SEPTEMBER 11, 2008 AT 7:00 PM
AT THE POLICE SERVICE EXECUTIVE BOARDROOM**

PRESENT: Chair W. Stark
Vice-Chair L. Walsh
Alderman J. Thompson
Alderman J. White
Mr. R. Jackson
Chief G. Earl
Inspector R. Wigle
Inspector M. Morton

ALSO: Ms. R. Sittler

ABSENT: Deputy Chief A. McGrogan
Inspector G. Motz

1. MINUTES OF JULY 10, 2008 MEETING

Mr. Walsh, seconded by Alderman Thompson, moved the minutes be adopted as presented. CARRIED.

2. ACTION ITEMS

A) Dog Bylaw

Mr. Stark reported that the proposed changes to the Dog Bylaw have been forwarded to City Council thru the City Clerk.

3. CHIEF'S REPORT

A) Trends & Statistics (including Bylaw Enforcement)

Inspector Wigle provided an overview of the statistics. Chief Earl reported that a group of police recruits graduated on August 22, 2008 and have just completed their orientation to the Medicine Hat Police Service and will be joining their patrol teams within the next week. Another recruitment process will commence shortly for training to begin in January 2009.

Alderman Thompson, seconded by Mr. Jackson, that the Chief's report be adopted as presented. CARRIED.

4. NEW BUSINESS

A) VCAP Presentation

Hank Claussen, System Coordinator, attended the meeting to provide a demonstration of the capabilities of the Versaterm Crime Analyst Program (VCAP). This program is a new addition to the Services Versaterm record management system, which will allow for more detailed analysis of the records.

5. ADJOURNMENT

Chairperson Stark declared the meeting adjourned at 7:40 PM.

Medicine Hat Police Service



"Serving and Protecting Our Community With Pride"



September 5, 2008

GENERAL MEETING

*Chairperson and Members
Medicine Hat Police Commission*

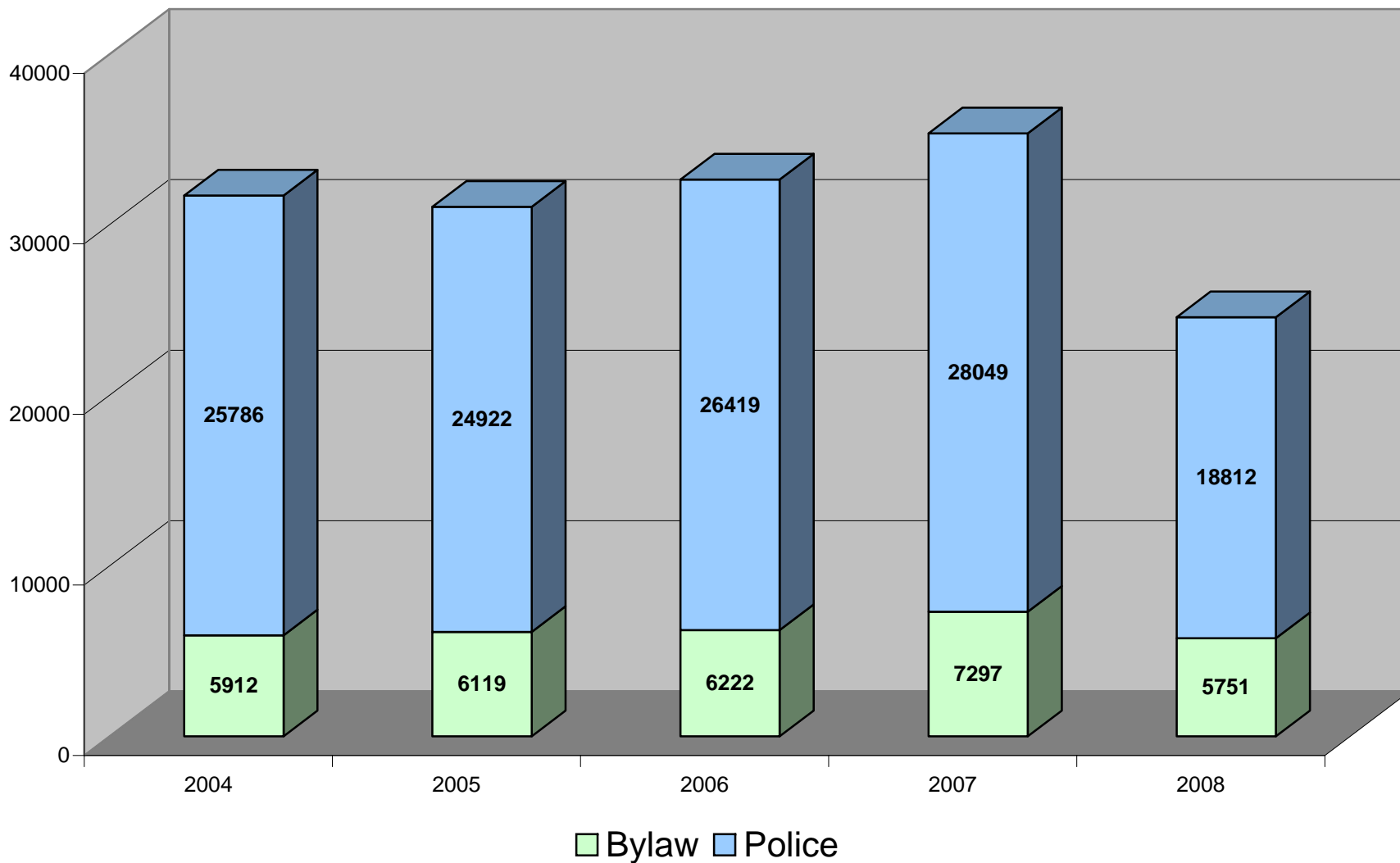
- 1. Trends and Statistics (Including Bylaw Enforcement)**
An overview of statistics will be provided.

A handwritten signature in black ink, appearing to read 'Gordon Earl'.

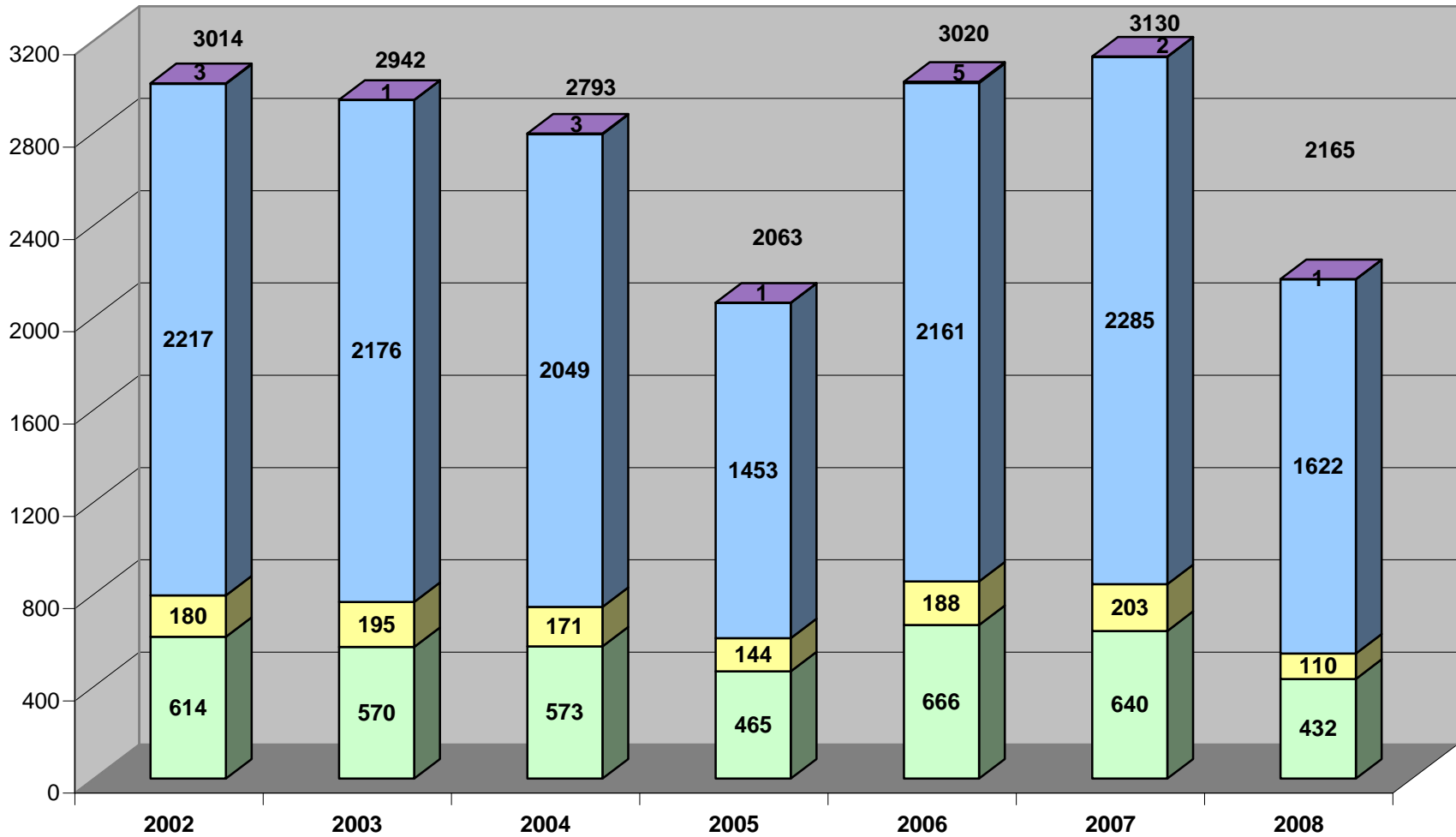
Gordon Earl
Chief of Police



Calls for Service

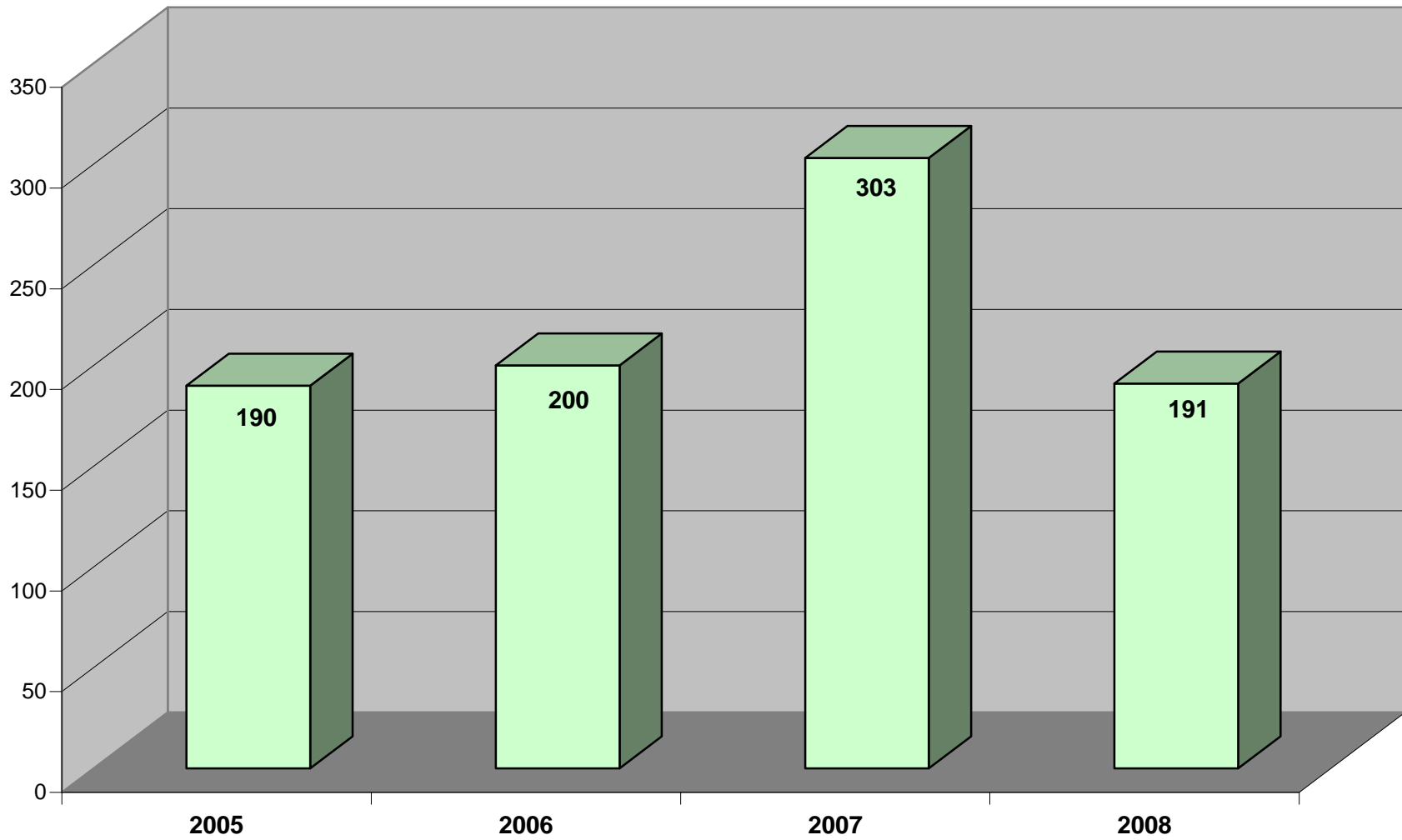


Traffic Accident Stats

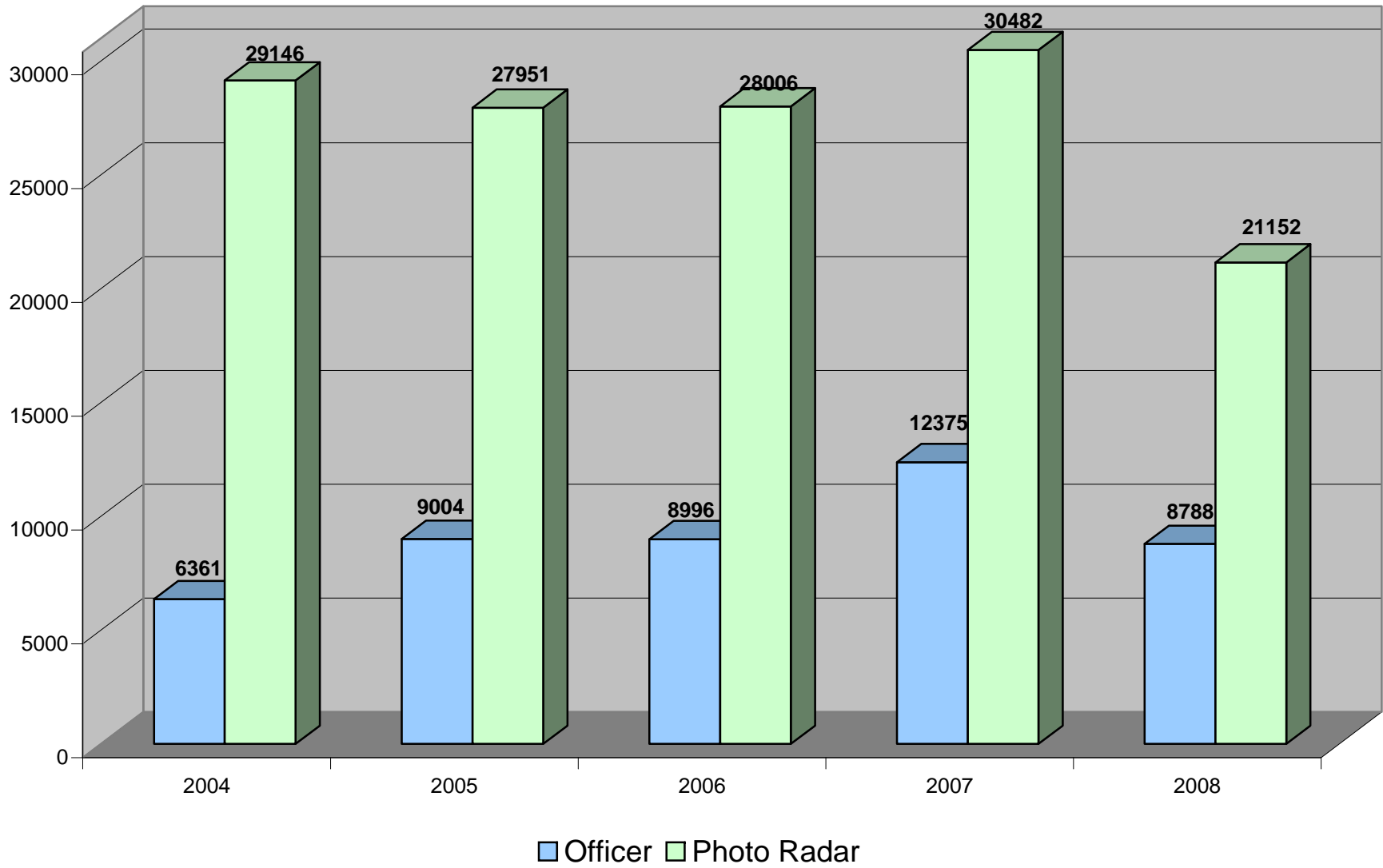


■ Collisions - Hit & Run ■ Collisions - Injury ■ Collisions - No Injury ■ Collisions - Fatalities

Impaired Driving Charges (Includes Exceed & Refuse)



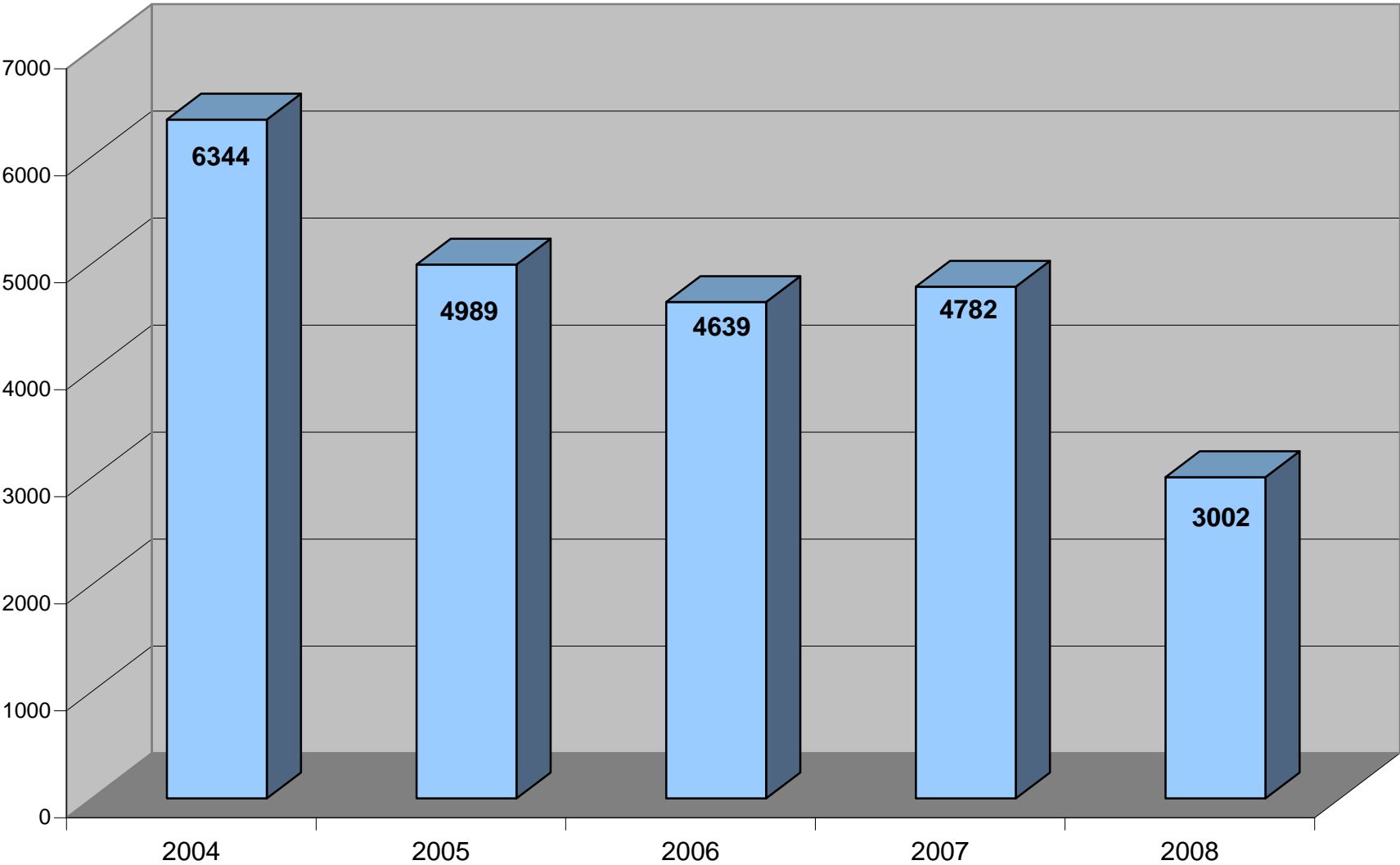
Tickets Issued



Municipal Bylaw & Enforcement Section Statistics 2008

	JAN	FEB	MAR	APR	MAY	JUN	JUL	AUG	SEP	OCT	NOV	DEC	TOTAL
Animal Control Complaints	112	102	124	182	201	196	241	168					1326
Warnings	57	59	72	90	108	113	132	83					714
Charges	9	13	26	20	20	21	24	35					168
Property Standards Complaints	99	209	49	81	100	114	200	142					994
Warnings	91	159	33	46	65	80	146	91					711
Charges	3	15	11	7	10	14	25	25					110
Traffic Complaints	254	214	314	284	302	239	261	221					2089
Warnings	63	68	82	95	97	90	100	70					665
Charges	578	522	888	627	541	474	554	419					4603
Noise Complaints	50	42	81	58	89	116	131	130					697
Warnings	29	22	40	35	56	74	75	78					409
Charges	3	4	5	4	4	2	6	10					38
Other Bylaw & Misc. Complaints	56	84	142	186	179	160	169	147					1123
Warnings	36	46	61	28	80	61	91	63					466
Charges	7	5	31	37	23	34	5	3					145
Total # of Complaints	571	651	710	791	871	825	1002	808	0	0	0	0	6229
Officer Initiated Complaints	200	174	210	120	193	189	245	172					1503
Officer Initiated Complaint %	35.0	26.7	29.6	15.2	22.2	22.9	24.5	21.3	#DIV/0!	#DIV/0!	#DIV/0!	#DIV/0!	24.1
Bylaw Ed. & Enf. Program Calls	75	188	259	198	100	114	198	142					1274
Total # of Warnings	276	354	288	294	406	418	544	385	0	0	0	0	2965
Total # of Charges	600	559	961	695	598	545	614	492	0	0	0	0	5064
# of Prisoners	188	232	188	210	240	186	179	230					1653
Hours of Prisoner Security	469	511	523	526	513	450.5	447	553.5					3993
Average Prisoner Hours Per Day	15.1	17.6	16.9	17.5	16.5	15	14.4	17.8					16.4
Documents Serves/Attempts	670	326	763	604	464	595	654	434					4510
Dog Licenses Sold	431	459	512	488	504	683	602	433					4112
Cat Licenses Sold	93	74	115	154	128	146	106	74					890

Contracted Parking Enforcement Stats



Prisoner Security Hours

